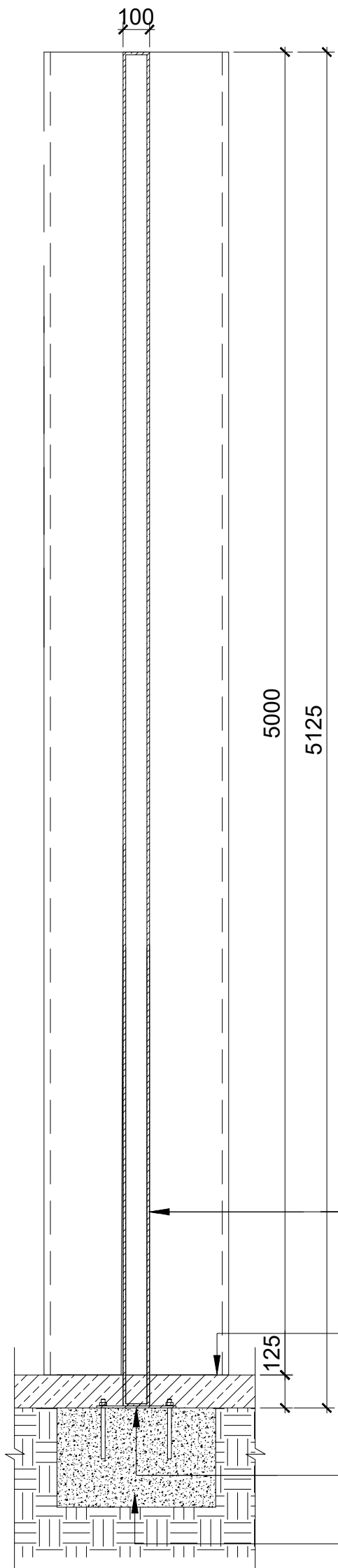


TOP VIEW



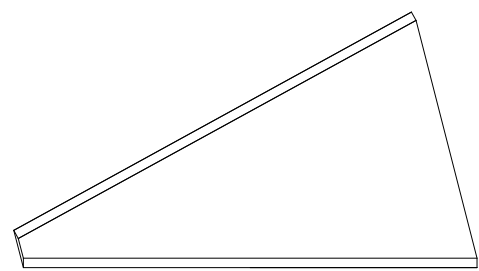
LEFT VIEW

CORTEN STEEL OR SIMILAR APPROVED
- FINISH: OXIDISED/WEATHERED & SEALED
PRIOR TO INSTALLATION TO
MANUFACTURER'S SPECIFICATIONs

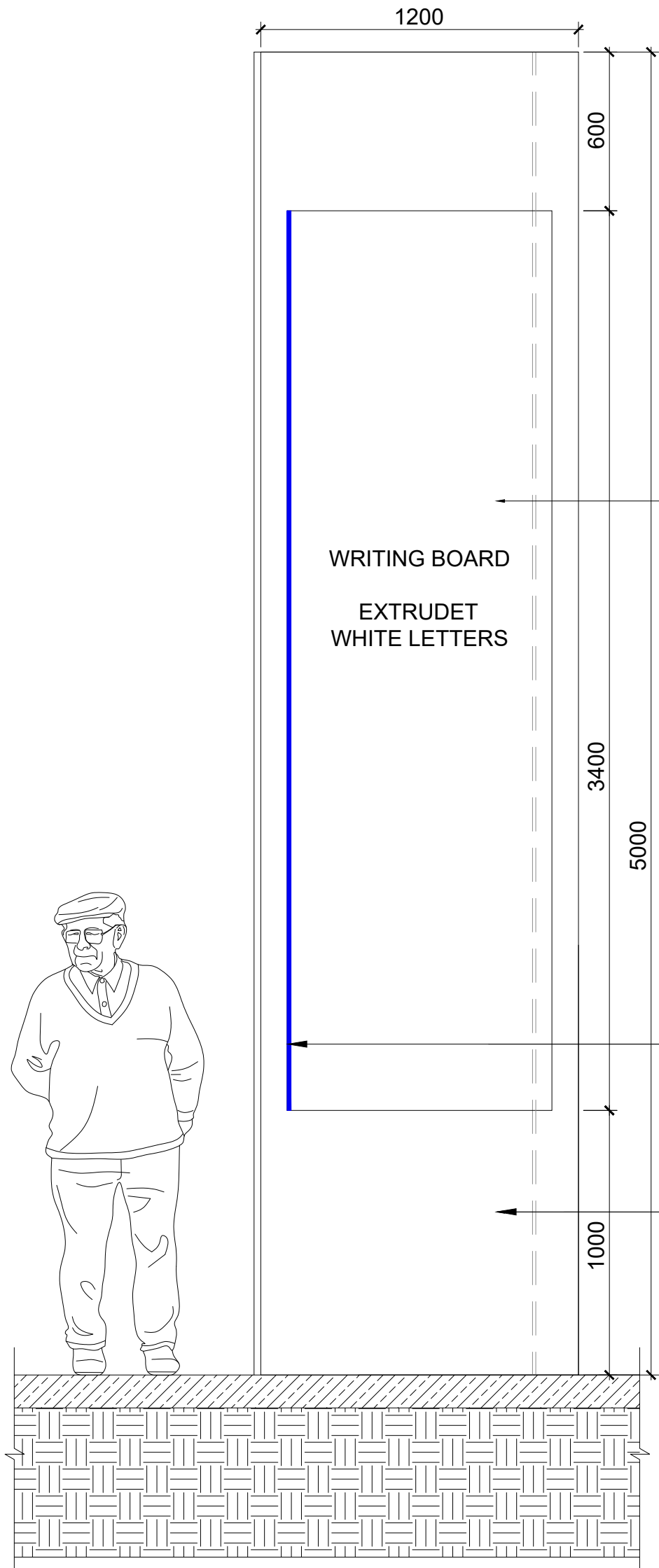
HARD SURFACE FINISH

BASE PLATE MELTED TO BASE

CONCRETE BASE
- REFER TO ENGINEER'S
SPECIFICATIONS



TOP VIEW




FRONT VIEW

RAIL 7006
POWDER COATED
STEEL

WRITING BOARD
EXTRUDET
WHITE LETTERS

LED STRIP LIGHT

CORTEN STEEL OR SIMILAR APPROVED
- FINISH: OXIDISED/WEATHERED & SEALED
PRIOR TO INSTALLATION TO
MANUFACTURER'S SPECIFICATIONS



3D VIEW

01 TYPICAL DETAIL : TOTEM POLE
SCALE: 1:20 @A1

NOTE
ALL DIMENSIONS TO BE CHECKED ON SITE
NO DIMENSIONS TO BE SCALED FROM THIS DRAWING
THIS DRAWING IS TO BE READ IN CONJUNCTION WITH
RELEVANT CONSULTANTS DRAWINGS
NO PART OF THIS DOCUMENT MAY BE RE-PRODUCED OR
TRANSMITTED IN ANY FORM OR STORED IN ANY RETRIEVAL
SYSTEM OF ANY NATURE WITHOUT THE WRITTEN PERMISSION
OF THE LANDSCAPE ARCHITECT AS COPYRIGHT HOLDER EXCEPT
AS AGREED FOR USE ON THE PROJECT FOR WHICH THE
DOCUMENT WAS ORIGINALLY ISSUED

APPLICANT: LISCOVE LIMITED

ARCHITECTS: MCORM ARCHITECTS

REVISIONS:

Job No.	30A6A	Drawn By	AC, BA, RM
Dwg No.	L1-904_5	Checked By	JM
Scale	INDICATED@A1	Date	2024

JOB DESCRIPTION

Site	KILTERNAN
Project	KILTERNAN VILLAGE LRD
Title	HARD LANDSCAPE DETAILS - ELEMENTS & FURNITURE - SHEET 5 OF 5